


EPM-G2RS

Dual GbE, e-SATA, SATA Function



Dual GbE selection




Low Profile design in NANO

Feature :

1. Low Profile design for EPIC form factor
2. Dual Intel / Realtek GbE
3. e-SATA, SATA connectors by SiliconImage Sil3512E On board BIOS

Key benefits of eSATA:

1. Up to 6 times faster than existing external storage solutions: USB 2.0, & 1394
2. Robust and user friendly external connection
3. High performance, cost effective expansion storage
4. Up to 2-meter shielded cables and connectors

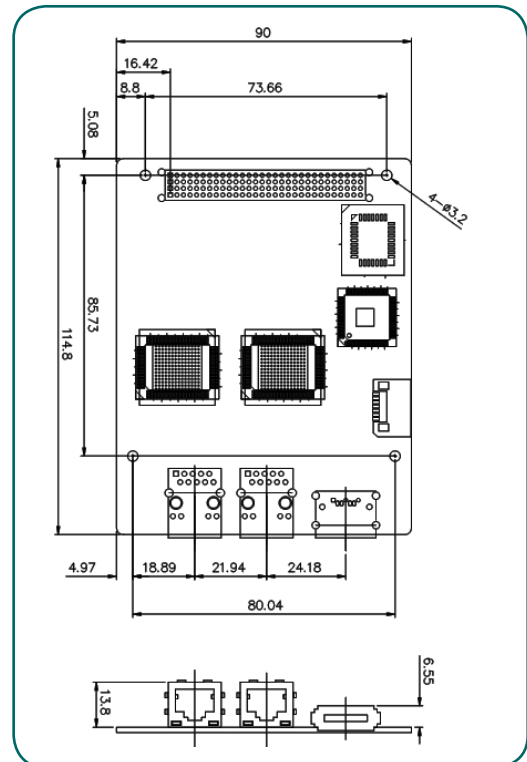


e-SATA Connector

LAN Options:

1. Dual Intel 82541PI GbE
2. Dual Realtek RTL8110S GbE

Dimension



Ordering Information

Part No.	Description
EPM-G2R	PCI-104 Card with Dual Realtek RTL8110SC GbE for EPIC
EPM-G2RS	PCI-104 Card with Dual Realtek RTL8110SC GbE and Dual SATA for EPIC
EPM-G2N	PCI-104 Card with Dual Intel 82541PI GbE for EPIC
EPM-G2NS	PCI-104 Card with Dual Intel 825541PI GbE and Dual SATA for EPIC