

RPC-6010G

8.4" TFT LCD 4U 14-slot Rack mount Workstation




Features

1. 8.4" TFT LCD with fully functional OSD and membrane keypads
2. Flexible driver combination
3. Lockable front door
4. USB x2 on the front panel
5. PICMG 1.3 backplane and Redundant power supply support
6. Advanced air-flow design

Backplane & Power Supply Options

Backplane Options							
Model No.	SBC Type	PCI	ISA	PCI-E			PSU Connector
				X1	X4	X16	
PCI-13SD-RS-R30	PICMG 1.0	3 + 4	3 + 3	0	0	0	AT/ATX
PCI-14S2-RS-R30	PICMG 1.0	4	8	0	0	0	AT/ATX
PCI-14S3-RS-R30	PICMG 1.0	4	9	0	0	0	AT/ATX
PX-14S3-RS-R30	PICMG 1.0	12	2	0	0	0	AT/ATX
PX-14S5-RS-R30	PICMG 1.0	7	6	0	0	0	AT/ATX
BP-14S-RS-R30	ISA	0	14	0	0	0	AT
PXAGP-13S3-RS-R30	PIAGP	11	0	0	0	0	AT/ATX
PE-13SD	PICMG 1.3	4	0	5	0	2	ATX
PXE-13S	PICMG 1.3	8	0	3	0	1	ATX
PXE-13S2	PICMG 1.3	4	0	7	0	1	ATX
PXE-13S3	PICMG 1.3	3	0	0	8	1	ATX

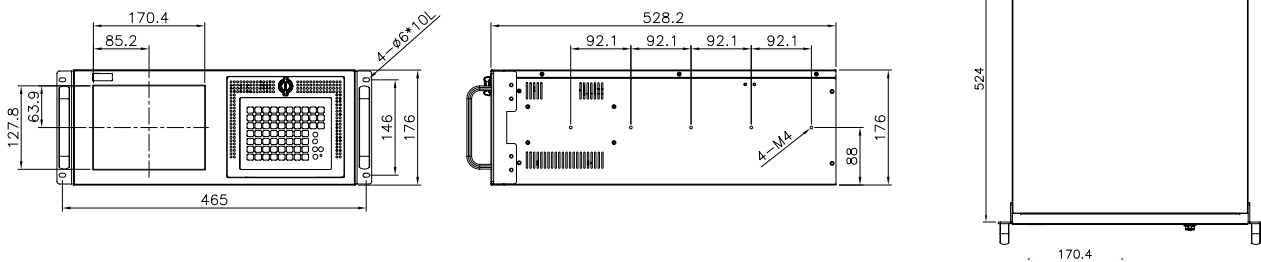


Power Supply Options		
Type	Model No.	Watt
AT	ACE-935AL-RS	300W
	ACE-940AP-RS	390W
ATX	ACE-832AP-RS	250W
	ACE-841AP-RS	480W
	ACE-850AP-RS	500W
ATX Redundant	ACE-R4130AP-RS	300W
	ACE-R4140AP-RS	400W

Specifications

Construction	Heavy Duty Metal	Color	White
SBC Form Factor	RPC-6010G – Full size slot CPU card RPC-6010GBATX – ATX or Micro ATX	Weight (Net / Gross)	15kg / 18kg
Drive Bays	3 x 5.25" + 1 x front-accessible 3.5" + 1 x HDD	Dimension	528mm x 431mm x 176mm
Cooling Fans	1 x 12 cm	Touch Screen	Optional 5-wire resistive type with RS-232 interface
I/O openings	2 x USB, 2 x COM, 1xPS/2	LCD Spec	
Expansion Slots	14 slots for RPC-6022G 7 slots for RPC-6022GATX	Size	8.4 "
Indicators	Power LED	Resolution	800 x 600 (SVGA)
Buttons	Power switch System reset	Brightness	220 cd/m ² (400 cd/m ²)
Operating Shock	10G acceleration peak to peak (11ms)	Contrast	500:1 (400:1)
Operating Vibration	5~17Hz 0.1" double amplitude displacement 17~640 Hz 1.5G acceleration peak to peak	Viewing Angle	130 / 110 (120 / 100)
Operating Temp.	0 ~ 50°C	Backlight MTBF	20000 hs (50000 hrs)
Operating Humidity	5 ~ 95% @ 60° C, non-condensing	LCD Color	262k

Ordering Information



Rear View of RPC-6010G



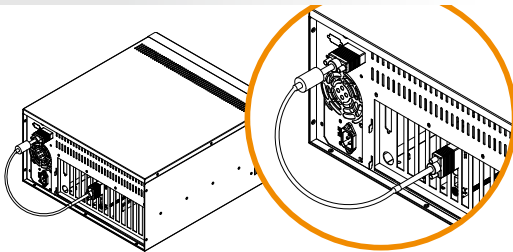
RPC-6010G

Works with backplane
14 expansion slots

RPC-6010GATX


Works with ATX motherboard
7 expansion slots

Analog VGA interface supports all CPU boards



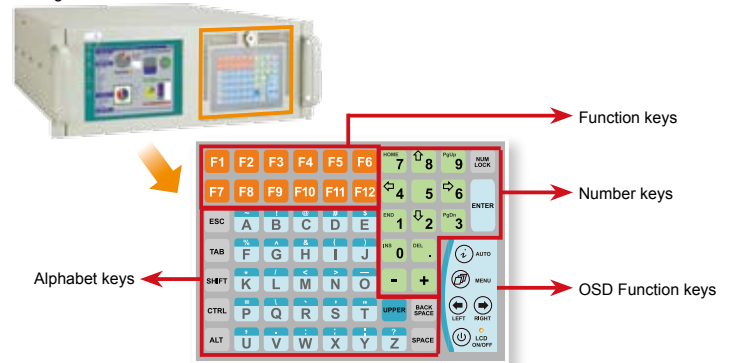
Flexible driver combination

IE RPC series provides versatile drive combination for all kinds of usage. User can easily integrate every size of media drive for their needs.




Fully functional OSD and membrane keypads

IEI RPC Series has a complete set of membrane keypads and OSD functions accessed via water proof keys on the front panel. The Front panel membrane keypads access simplifies system configuration.



Advanced air-flow design

Thermal condition is the most important issue of new generation IPCs. IEI's "Single way" design provides you higher system performance capability and more flexibility for the environment.



Ordering Information

ACE-832AP (ATX)		
RPC-6010GW/ACE-832AP/T-R	4U Rack mount chassis, with with 8.4" 220cd/m ² SVGA LCD w/ACE-832AP-RS and Touch Screen, RoHS	
RPC-6010GWATX/ACE-832AP/T-R	4U Rack mount chassis for ATX mother board, with 8.4" 220cd/m ² SVGA LCD w/ACE-832AP-RS, w/8.4" Touch Screen, RoHS	
RPC-6010GHW/ACE-832AP/T-R	4U Rack mount chassis, with with 8.4" 400cd/m ² SVGA LCD w/ACE-832AP-RS and Touch Screen, RoHS	
RPC-6010GHWATX/ACE-832AP/T-R	4U Rack mount chassis for ATX mother board, with 8.4" 400cd/m ² SVGA LCD w/ACE-832AP-RS, w/8.4" Touch Screen, RoHS	
ACE-R4140AP (Redundant)		
RPC-6010GWATXR/ACE-R4140AP/T-R	4U Rack mount chassis for ATX mother board, with with 8.4" 220cd/m ² SVGA LCD, ACE-R4140AP-RS and Touch Screen, RoHS	
RPC-6010GWR/ACE-R4140AP/T-R	4U Rack mount chassis, with 8.4" 220cd/m ² SVGA LCD, ACE-R4140AP-RS and Touch Screen, RoHS	
RPC-6010GHW/ACE-R4140AP/T-R	4U Rack mount chassis, with 8.4" 400cd/m ² SVGA LCD, ACE-R4140AP-RS and Touch Screen, RoHS	
RPC-6010GHWATXR/ACE-R4140AP/T-R	4U Rack mount chassis for ATX mother board, with with 8.4" 400cd/m ² SVGA LCD, ACE-R4140AP-RS and Touch Screen, RoHS	